



The unique flat-pack, modular, stackable building
....that can go anywhere!

- Length: 6020mm
- Width: 2305mm
- Height: 2590mm

OVERVIEW

The prefabricated Expandacom is an insulated closed volume demountable accommodation unit, designed for use in very restricted areas above and below ground. Assembly is simple, and is achieved by mounting the sandwich panels and components into the steel frame and chassis, requiring only manpower.

The unit comes with 1 x door panel and 2 x window panels as standard. These panels can be placed anywhere within the frame in order to design different configurations. Additional windows/doors can also be supplied and placed within the structure.



WALLS & CEILING

50mm sandwich panels consisting of two .40mm powder coated galvanized steel sheets with 50mm high density (16 kg/m³) polystyrene insulation. Colour: Off-white (RAL9002)

ROOF

Ceiling supporting frame consists of a rigid and torsion resistant cold formed 1.5mm supporting frame, (retention bars) powder coated in off-white (RAL 9002) which locate into spigots in the four corners of the 3mm corner posts. The outer roof skin is in two parts, and consists of 0.73mm box profile galvanized steel complete with integral gutters. The roof structure has an evenly distributed load capacity of 100 kg/m².

DOORS & WINDOWS

Frame – Cold formed powder coated 1.25mm galvanized steel.
 Door – 0.73mm powder coated galvanized flat steel formed into a sandwich panel with 50mm honeycomb insulation c/w with all door furniture and euro cylinder lock
 Windows – uPVC double glazed window (805 x 1135mm) with vacuum sealed unit (4+10.5+4) inward opening with locking handle.

CHASSIS/FLOOR

The floor consists of a steel structure reinforced to satisfy bearing capacity and rigidity requirements. Flooring is fixed on top of the bearing structure composing of 12mm Cement Particle board on which 2mm thick PVC linoleum covering is laid over. (Flash point B1 – difficult to burn, smoke density Q1).

Chassis supporting frames and structure are manufactured from 3mm cold formed galvanized steel profiles. Vertical profiles are 1.5 & 2mm cold formed powder coated black steel profiles. The chassis can be split into five parts if required. No insulation in chassis. Structure has 250 kg/m² evenly distributed load capacity. Deflection is L/300 when placed directly onto level ground.

ELECTRICAL EQUIPMENT

No electric wiring and equipment fitted. The unit is designed to have a surface mounted electrical installation. Optional electric pack available.

EXPANDABLE & STACKABLE

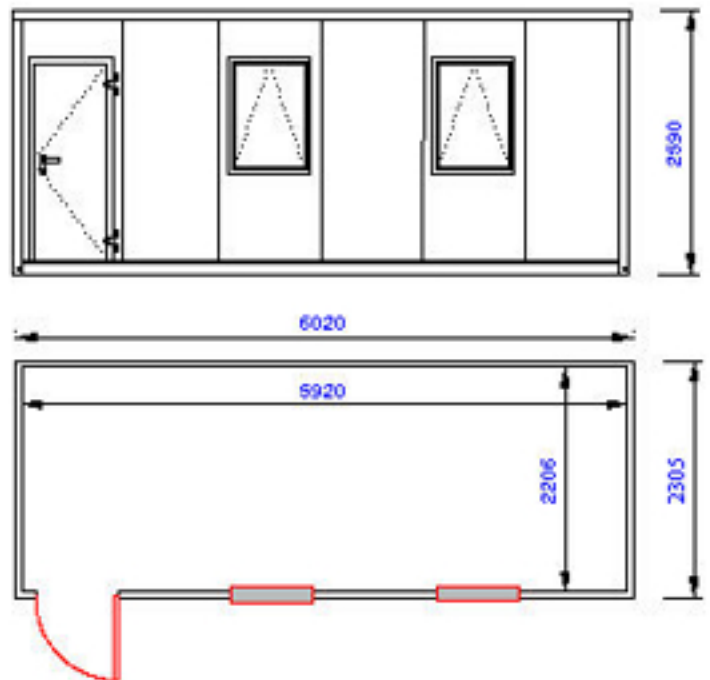
Expandacom can be extended side to side or end to end by using the special linking kit. Units can be stacked by using the stacking kit. Both items are available separately.

PACKING

All components of the Expandacom are packed to ensure that they are not damaged during transportation, loading and unloading under normal circumstances. The smallest transportation cube is achieved in this packing process

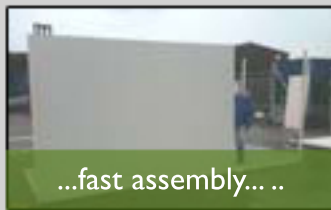
Expandacom is not designed to comply with Building Regulations approval.

Due to our continuous product development programme we reserve the right to change the specification without prior notice.






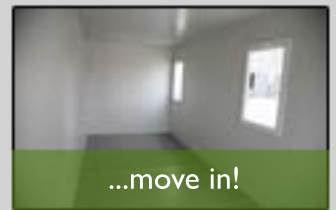
Arrives flat-packed...



...fast assembly... ..



..1.5 hours..



...move in!



EXPANDACOM

The insulated, flat-pack, man-portable, stackable, modular office building.

All components are totally man-portable and can be carried into locations with restricted access for the simple assembly (approx 1.5 hours)

Only a socket set is required to assemble the building.

The unit comes with 1 x door panel and 2 x window panels as standard. These panels can be placed anywhere within the frame in order to design different configurations. Additional windows/doors can be placed within the structure or moved as required.

The flexible Expandacom system can be linked together to form a modular building, either side by side or end to end.

Individual units can be stacked by using the new stacking kit (available seperately).

Expandacom can be transported flat-packed or assembled.

When not in use, Expandacom can be returned to its flat-packed form to maximise storage space at your depot.

An optional forklift pocket kit can be supplied, for when regular handling with forklifts is required.

Durable protective powder coated finish:

RAL 9002 off-white (interior & exterior)



use linking kits to form larger buildings

safe double stacking

Electric Pack



Window Grille



Stacking/Lifting Kit



Forklift Pockets

